

# **GOGLEDD CYMRU GWASANAETH TÂN AC ACHUB**



**Gwasanaeth Tân ac Achub  
Fire and Rescue Service**

## **ADRODDIAD MONITRO PERFFORMIAD**

**Naw Mis**

**Ebrill – Rhagfyr 2022**

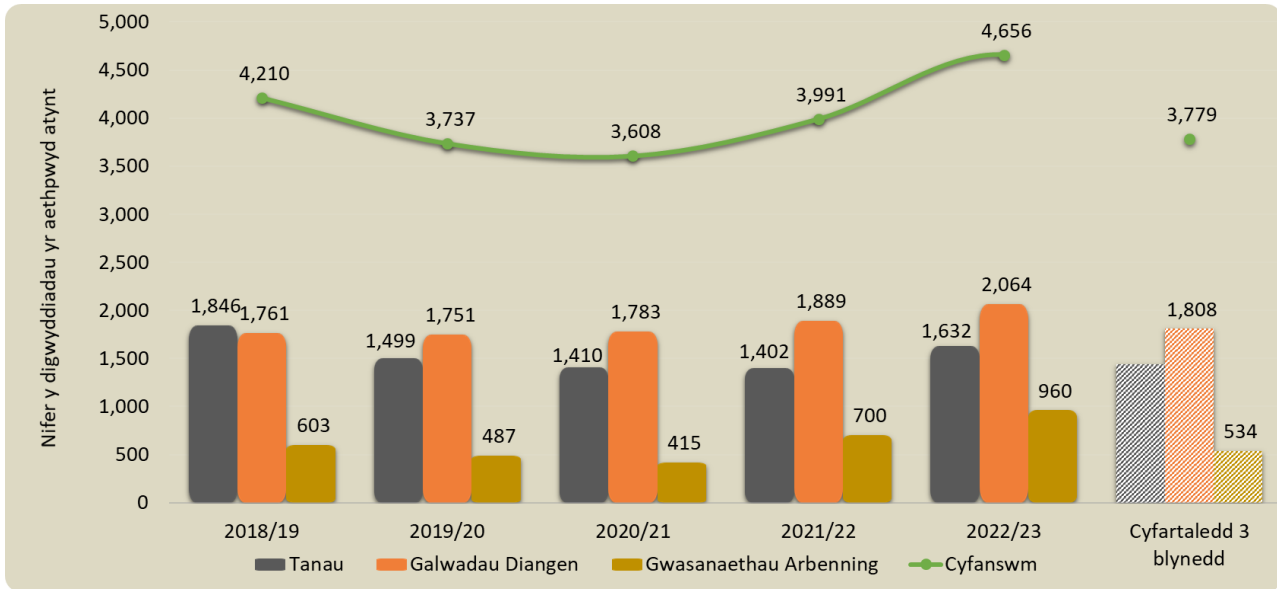
**Mae'r ffigyrau'n rhai dros dro a gallent gael eu newid ryw ychydig.**

## CYNNWYS

<b>ADRODD AM WEITHGARWCH DIGWYDDIADAU</b>	
<b>YR HOLL DDIGWYDDIADAU</b>	
Pob Digwyddiad	1-2
<b>TANAU YN ÔL CATEGORI</b>	
Tanau yn ôl categori a chymhelliant	3-4
Prif Danau, yn ôl math o eiddo a chymhelliant	5
Tanau damweiniol mewn cartrefi	6-7
Marwolaethau ac anafiadau o danau damweiniol mewn cartrefi	8
Synwryddion Mwg - Tanau Damweiniol mewn Cartrefi (ADFs)	9-10
<b>GALWADAU DIANGEN</b>	
Galwadau diangen yn ôl categori	11-12
<b>DIGWYDDIADAU GWASANAETH ARBENNIG</b>	
Digwyddiadau gwasanaeth arbennig yn ôl categori	13-14
Gwrthdrawiadau ar y Ffordd a Thynnu'n Rhydd / Rhyddhau	15-16
<b>MONITRO MEWN PERTHYNAS AG AMCAN 1- GWEITHIO TUAG AT WNEUD GWELLIANNAU I IECHYD, DIOGELWCH A LLESIANT POBL YNG NGHYMRU</b>	
Archwiliadau Diogel ac Iach	17-18
Argaeledd Arfaethedig 20 Gorsaf	19
<b>GEIRFA</b>	
Geirfa	20-21

# 1 Pob Digwyddiad

1.1 During the first nine of the 2022/23 financial year, the Service attended 4,656 emergency incidents and false alarms, an 16.7% increase on the same period in 2021/22.



Categori	Blwyddyn	Ch.1	Ch.2	Ch.3	Ch.4	Cyfanswm y cyfnod hyd yma	% y newid hyd yma yn ystod y flwyddyn	Cyfartaledd y 3 blynedd flaenorol	% y newid hyd yma yn ystod y flwyddyn / Cyfartaledd y 3 blynedd flaenorol
Cyfanswm yr holl ddigwyddiadau a fynychwyd	2022-23	1,575	1,876	1,205		4,656	↑ 16.7%	3,779	↑ 23.2%
	2021-22	1,322	1,415	1,254		3,991			
Cyfanswm y tanau	2022-23	577	718	337		1,632	↑ 16.4%	1,437	↑ 13.6%
	2021-22	575	480	347		1,402			
Digwyddiadau Gwasanaeth Arbennig	2022-23	327	371	262		960	↑ 37.1%	534	↑ 79.8%
	2021-22	152	233	315		700			
Cyfanswm galwadau diangen	2022-23	671	787	606		2,064	↑ 9.3%	1,808	↑ 14.2%
	2021-22	595	702	592		1,889			

\*Mae'r colofnau llwyd yn dangos: cyfartaledd y tair blwyddyn ariannol flaenorol (ar sail y cyfnod adrodd cyfatebol); canran y newid ar sail y gwahaniaeth rhwng y flwyddyn ariannol gyfredol a'r cyfartaledd tair blynedd.

## **Narrative**

**Fires increase** – It is pleasing to see a reduction in Q3 in comparison to Q1 and Q2. The significant increase in fire incidents is attributed to the exceptionally hot summer, thus showing an increase of 195 incidents (13.6%) compared with the previous three-year average.

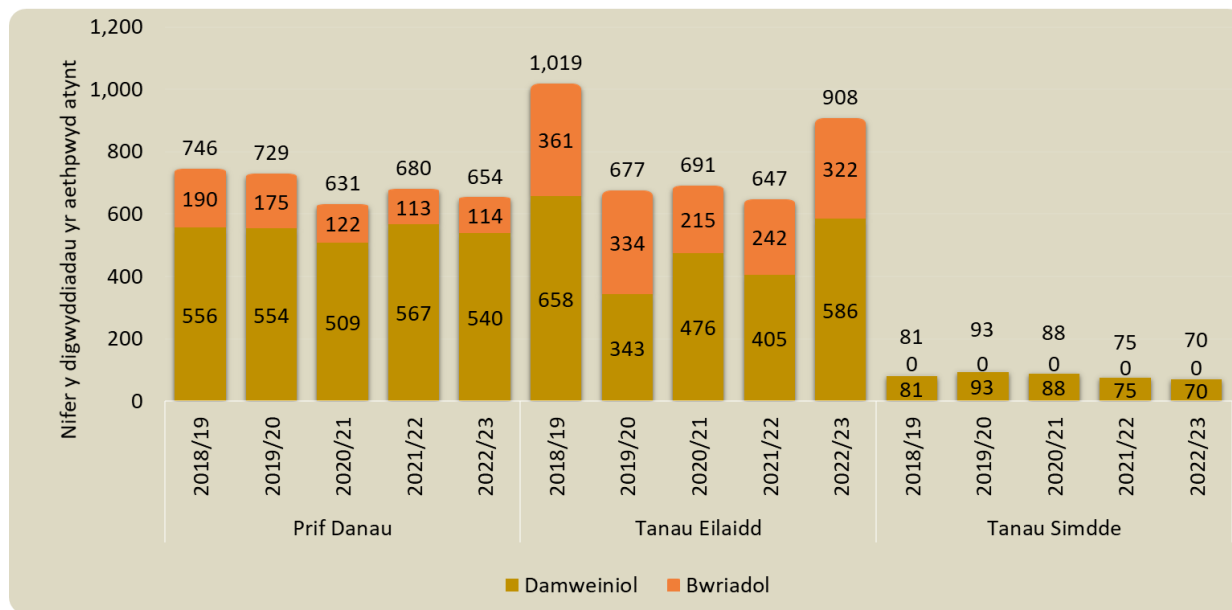
**AFA's (non-domestic) increase** – We are aware of the increase in AFA's in non-domestic settings. These calls are predominately from BCUHB (numerous activation reasons). We continue to work with BCUHB in reducing these AFA activations. There is also an increase in domestic (dwelling) attendance to AFA's and this is referred to later in this report.

**SSIs increase** – Significant reduction during Q3 compared with Q2. The overall increase is due to a change in organisational policy in relation to attending SSIs; making crew more visible in the community.



## 2 Tanau yn ôl Categori a Chymhelliant

- 2.1 A total of 1,632 fires have been attended; a 16.4% increase from 1,402 in 2021/22.
- 2.2 **Primary fires** – There was a 3.8% decrease in primary fires, from 680 to 654 compared with the first nine months of 2021/22.
- 2.3 **Secondary fires** – There was a 40.3% increase in secondary fires, from 647 to 908.
- 2.4 **Chimney fires** – There was a 6.7% decrease in chimney fires, from 75 to 70, compared with the same period in 2021/22.



Categori	Blwyddyn	Ch.1	Ch.2	Ch.3	Ch.4	Cyfanswm y cyfnod hyd yma	% y newid hyd yma yn ystod y flwyddyn	Cyfaraledd y 3 blynedd flaenorol	% y newid hyd yma yn ystod y flwyddyn / Cyfaraledd y 3 blynedd flaenorol
Prif Danau	2022-23	226	235	193		654	↓ 3.8%	680	↓ 3.8%
	2021-22	251	229	200		680			
Tanau Eilaidd	2022-23	332	476	100		908	↑ 40.3%	672	↑ 35.1%
	2021-22	293	244	110		647			
Tanau Simnai	2022-23	19	7	44		70	↓ 6.7%	85	↓ 17.6%
	2021-22	31	7	37		75			

\*Mae'r colofnau llwyd yn dangos: cyfaraledd y tair blwyddyn ariannol flaenorol (ar sail y cyfnod adrodd cyfatebol); canran y newid ar sail y gwahaniaeth rhwng y flwyddyn ariannol gyfredol a'r cyfaraledd tair blynedd.

## **Narrative**

Primary fires are now below the three-year average. The increase in both secondary accidental and secondary deliberate fires is attributed to the exceptionally hot summer. In comparison, 2018/19 was also a very hot and dry summer in North Wales.

Chimney Fires increased by 7 in Q3 compared with the same period in 2021/22. This is not unexpected following increases in utility fuel prices and the increased use of open and wood burning fires. NWFRS has been working with Scottish Power (SP) and other agencies regarding the provision of 'winter packs' to residents.

### **Actions to support communities and reduce fire events:**

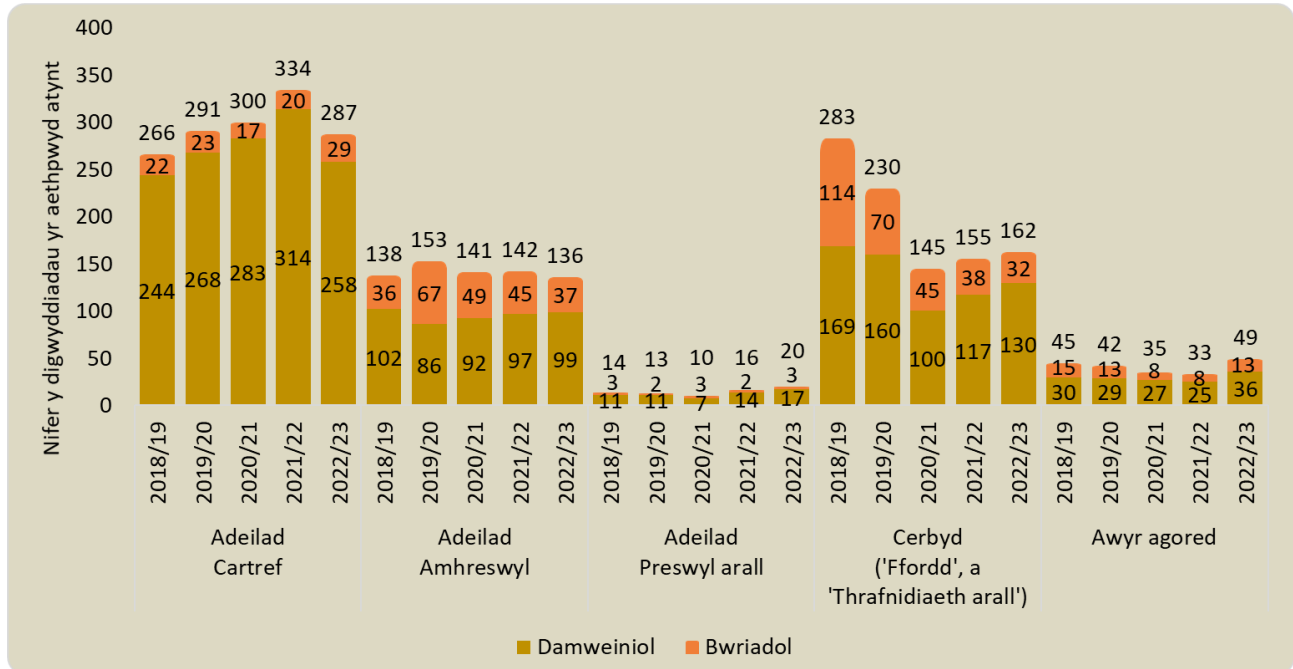
- Continue to deliver SAWCs across North Wales in line with our current strategy;
- Continue to work with strategic partners to identify potential risk to reduce deliberate fire incidents;
- Deliberate fire setting intervention schemes facilitated in-house and by Danger Point;
- New Wales Wildfire Board established and All Wales Wildfire Charter drafted to support the reduction in accidental and deliberate secondary fires;
- Prevention teams proactively attended agricultural shows including RWAS in July 2022 to raise the profile of impacts of Wildfires in North Wales;
- Campaign Steering Group (CSG) working with Corporate Communications continue to proactively promote safety and Wildfire messaging across all media platforms;
- Significant involvement with community Bonfire and Fireworks events across the service area.



### 3 Prif Danau, yn ôl Math o Eiddo a Chymhelliant

3.1 During the reporting period, 37 primary fires were started deliberately at non-residential buildings, compared with 45 during the same period of 2021/22.

3.2 At HMP Berwyn, 13 deliberate fires occurred, compared with 22 in the same period of 2021/22.

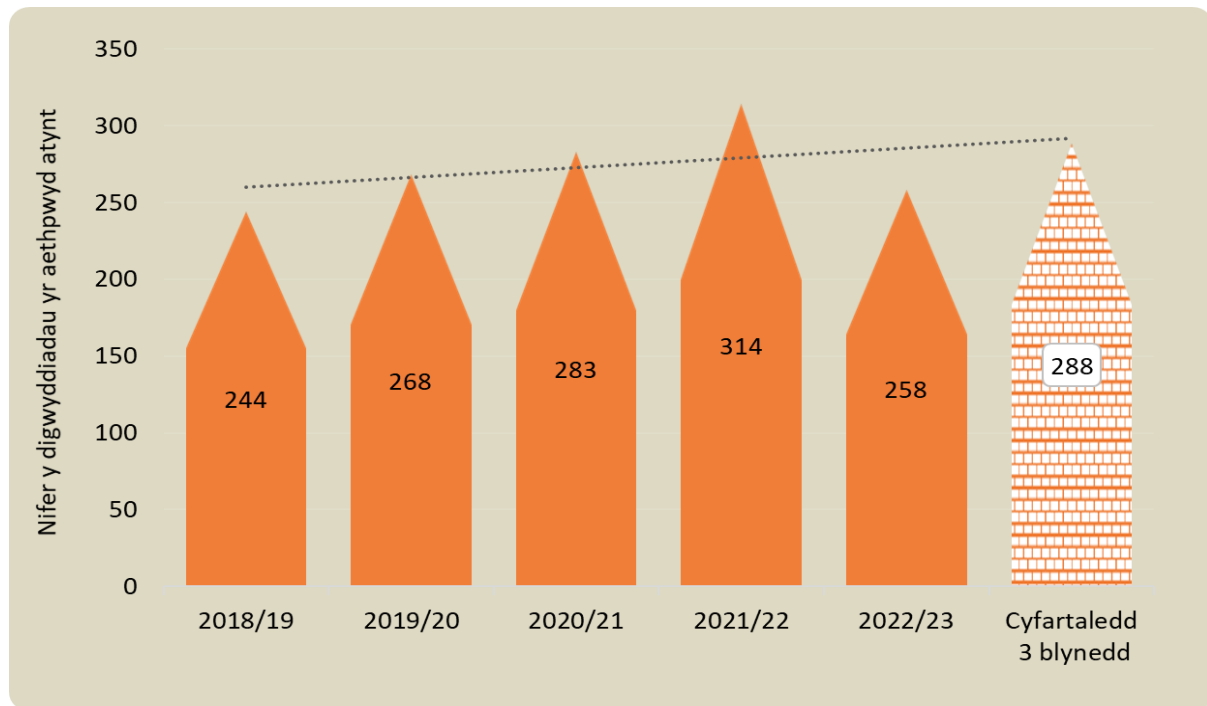


Categori	Blwyddyn	Ch.1	Ch.2	Ch.3	Ch.4	Cyfanswm y cyfnod hyd yma	% newid hyd yma yn ystod y flwyddyn	Cyfaraledd y 3 blynedd flaenorol	% y newid hyd yma yn ystod y flwyddyn/ Cyfaraledd y 3 blynedd flaenorol
Yr holl brif danau bwriadol	2022-23	41	49	24		114	↑ 0.9%	137	↓ 16.6%
	2021-22	40	42	31		113			
Yr holl brif danau damweiniol	2022-23	185	186	169		540	↓ 4.8%	543	↓ 0.6%
	2021-22	211	187	169		567			

\*Mae'r colofnau llwyd yn dangos: cyfaraledd y tair blwyddyn ariannol flaenorol (ar sail y cyfnod adrodd cyfatebol); canran y newid ar sail y gwahaniaeth rhwng y flwyddyn ariannol gyfredol a'r cyfaraledd tair blynedd.

## 4 Tanau damweiniol mewn cartrefi

4.1 The Service attended 258 accidental dwelling fires during the reporting period, 56 (17.8%) less than during the same period in 2021/22 (314), and 10.4% below the three-year average of 288.



Categori	Blwyddyn	Ch.1	Ch.2	Ch.3	Ch.4	Cyfanswm y cyfnod hyd yma	% y newid hyd yma yn ystod y flwyddyn	Cyfartaledd y 3 blynedd flaenorol	% y newid hyd yma yn ystod y flwyddyn / Cyfartaledd y 3 blynedd flaenorol
Tanau damweiniol mewn cartrefi	2022-23	81	80	97		258	↓ 17.8%	288	↓ 10.4%
	2021-22	113	95	106		314			

\*Mae'r colofnau llwyd yn dangos: cyfartaledd y tair blwyddyn ariannol flaenorol (ar sail y cyfnod adrodd cyfatebol); canran y newid ar sail y gwahaniaeth rhwng y flwyddyn ariannol gyfredol a'r cyfartaledd tair blynedd.



## **Narrative**

Despite the number of ADFs in Q3 being less than Q3 in the previous financial year (106 to 97), the main contributors to the increase during Q3, compared with Q2 of the reporting period, were:

- Combustible articles too close to heat source (or fire) from 12 in Q2 to 17 in Q3;
- Fault in equipment or appliance from five in Q2 to 13 in Q3.

## **Actions to support communities and reduce ADFs:**

- Ongoing work with regional hoarding groups to identify people at risk;
- Continue to receive high priority referrals from partner agencies;
- Joint venture between NWFRS and Bangor University to fit stove guards in student accommodation to reduce cooker fires;
- Continue to support Station Open days (generating SAWCs & providing safety advice);
- Support ongoing local and national (Wales & NFCC) campaigns in line with our own Campaign Steering Group (CSG) calendar;
- Locally run and targeted outreach days supported by external agencies. Areas are leafleted by Prevention teams and returned to provide SAWCs (Crews and HSSWs);
- Recent Cost of Living 'drop in' campaign in Rhyl provided Prevention teams the opportunity to give further safety advice;
- Proactive hot spotting campaigns following significant incidents producing SAWC referrals and community reassurance following incidents;
- Partnership between NWFRS and Cartrefi Conwy and Care & Repair continues to identify high priority referrals – we engage with vulnerable people who are discharged from hospital/care settings to provide interventions where required;
- Christmas safety activity included supporting local foodbanks and delivering safety talks to Ukrainian refugees.

## 5 Marwolaethau ac anafiadau o danau damweiniol mewn cartrefi

- 5.1 There were no ADF fatalities during the first nine months of 2022/23, compared with 3 during the same period of the previous financial year. There were 2 serious and 22 slight injuries in accidental dwelling fires, compared with 4 and 30 respectively during the same period of 2021/22. The number of precautionary checks decreased from 27 to 16, whilst the number of people requiring first aid at the scene also decreased from 35 to 21.

Difrifoldeb yr anaf	2018/19	2019/20	2020/21	2021/22	2022/23
Gwiriadau Rhagofalus	10	14	23	27	16
Cymorth Cyntaf	17	32	21	35	21
Mân Anafiadau	11	20	19	30	22
Anafiadau Difrifol	2	3	2	4	2
Marwolaethau	5	3	4	3	0
<b>Cyfanswm</b>	45	72	69	99	61

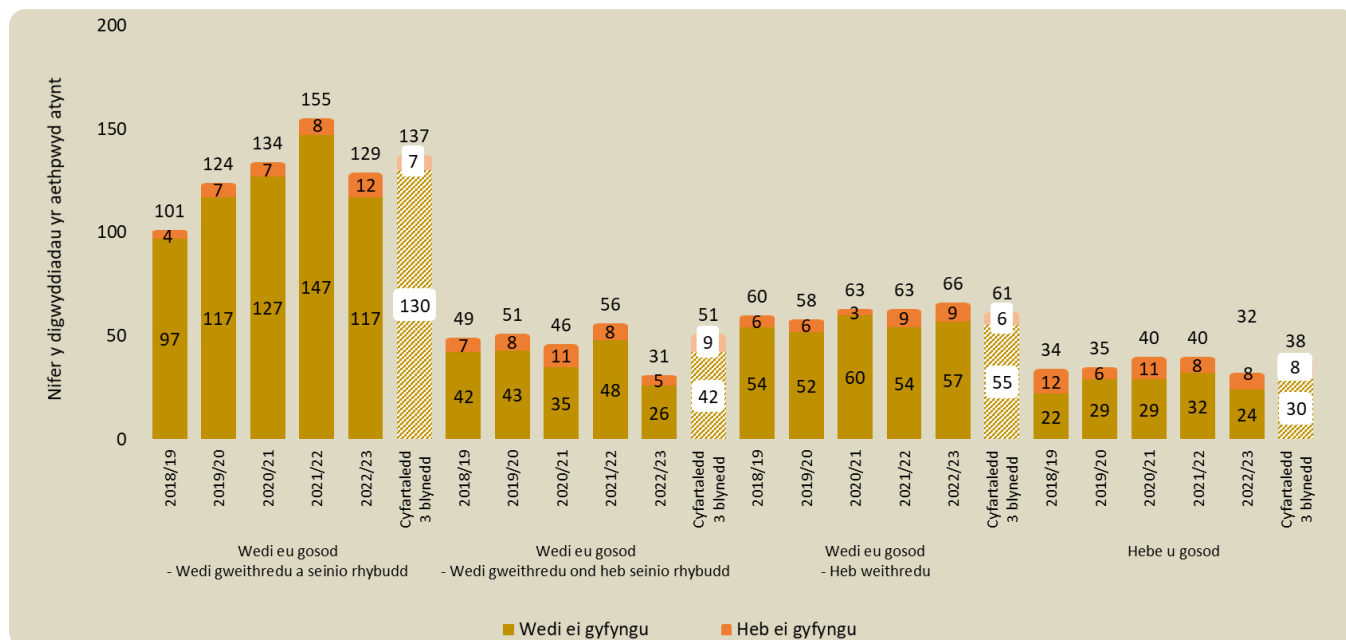
Categori	Blwyddyn	Ch.1	Ch.2	Ch.3	Ch.4	Cyfanswm y cyfnod hyd yma	Newid hyd yma yn ystod y flwyddyn
Anafiadau oherwydd tanau damweiniol mewn cartrefi	2022-23	10	37	14		61	↓ 35
	2021-22	43	23	30		96	
Anafiadau oherwydd tanau damweiniol mewn cartrefi	2022-23	0	0	0		0	↓ 3
	2021-22	3	0	0		3	

Cyfartaledd y 3 blynedd flaenorol	Newid hyd yma yn ystod y flwyddyn / cyfartaledd y 3 blynedd flaenorol
77	↓ 16



## 6 Synwryddion Mwg - Tanau Damweiniol mewn Cartrefi (ADFs)

- 6.1 Smoke/heat detectors were present at the majority of ADFs, although not all went on to operate. At 32 of the ADFs, no detector was fitted.
- 6.2 Of the 258 ADFs, 224 were confined to the room of origin, the item first ignited, or there was heat/smoke damage only.



Categori	Blwyddyn	Ch.1	Ch.2	Ch.3	Ch.4	Cyfanswm y cyfnod hyd yma	% y newid hyd yma yn ystod y flwyddyn	Cyfarfaledd y 3 blynedd flaenorol	% y newid hyd yma yn ystod y flwyddyn/ Cyfarfaledd y 3 blynedd flaenorol
Larwm mwg wedi osod ac wedi seinio a rhoi rhybudd	2022-23	36	44	49		129	↓ 16.8%	138	↓ 6.5%
	2021-22	54	46	55		155			
Larwm mwg wedi'i osod, wedi seinio ond heb rhoi rhybudd	2022-23	17	4	10		31	↓ 44.6%	51	↓ 39.2%
	2021-22	20	20	16		56			
Larwm mwg heb seinio	2022-23	22	19	25		66	↑ 4.8%	61	↑ 8.2%
	2021-22	26	16	21		63			
Larwm mwg ddim wedi'i osod	2022-23	6	13	13		32	↓ 20.0%	38	↓ 15.8%
	2021-22	13	13	14		40			

\*Mae'r colofnau llwyd yn dangos: cyfarfaledd y tair blwyddyn ariannol flaenorol (ar sail y cyfnod adrodd cyfatebol); canran y newid ar sail y gwahaniaeth rhwng y flwyddyn ariannol gyfredol a'r cyfarfaledd tair blynedd.

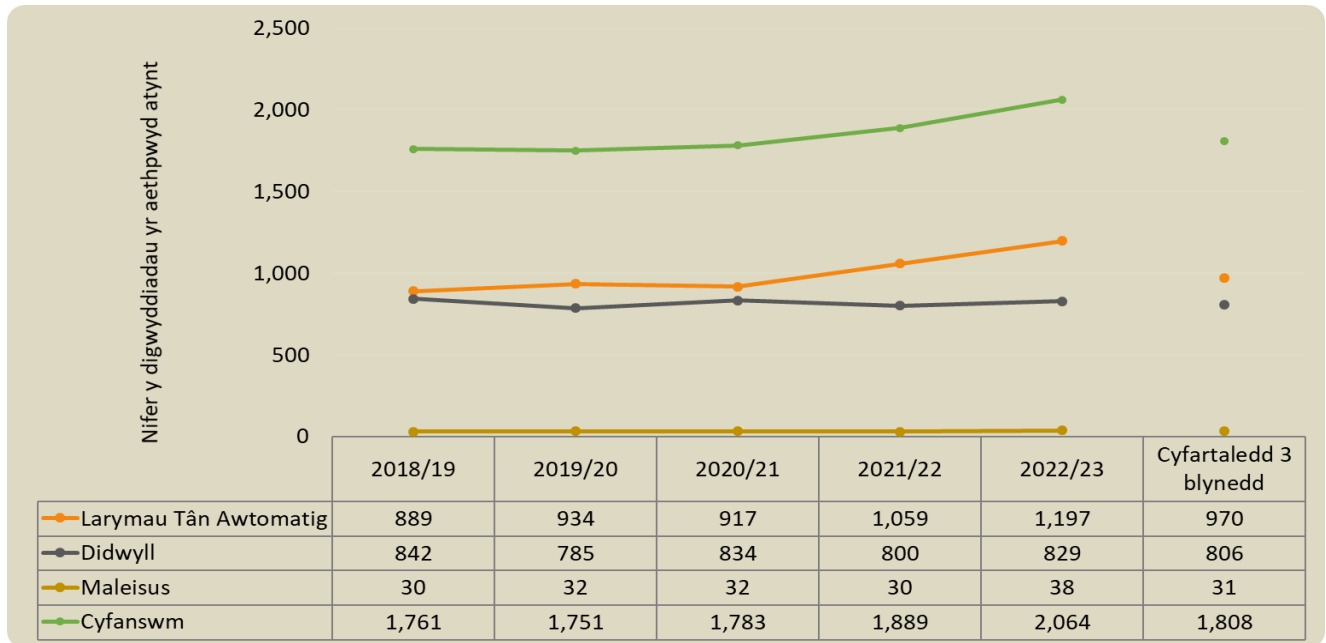
**Actions to support communities by increasing smoke alarm ownership and safety education:**

- The Service continues with the aim to deliver approximately 20,000 SAWCs this year;
- Continue to work with partners to identify the most vulnerable people in our communities and provide them with suitable advice and interventions;
- Continue the education and awareness of the correct sighting and fitting of smoke alarms in people's homes to prevent unnecessary activations and false alarms;
- Continue to promote regular testing of smoke alarms using all media platforms;
- Ensuring our advice provides details and actions to be taken if a fire starts or a smoke alarm activates in the home;
- Educationalists continue to promote smoke alarm ownership and testing as part of the delivery across North Wales schools.

## 7 Galwadau Diangen



**7.1** In the first nine months of 2022/23 there were 2,064 false alarms; a 9.3% increase from 1,889 in the same period of 2021/22. There was a 13.0% increase in AFAs from 1,059 to 1,197. False alarms made with good intent increased 3.6% from 800 to 829.



Categori	Blwyddyn	Ch.1	Ch.2	Ch.3	Ch.4	Cyfanswm y cyfnod hyd yma	% y newid hyd yma yn ystod y flwyddyn	Cyfartaledd y 3 blynedd flaenorol	% y newid hyd yma yn ystod y flwyddyn / Cyfartaledd y 3 blynedd flaenorol
Yr holl alwadau diangen	2022-23	671	787	606		2,064	↑ 9.3%	1,808	↑ 14.2%
	2021-22	595	702	592		1,889			
AFA	2022-23	417	420	360		1,197	↑ 13.0%	970	↑ 23.4%
	2021-22	311	403	345		1,059			
Galwadau diangen didwyll	2022-23	240	352	237		829	↑ 3.6%	806	↑ 2.9%
	2021-22	278	287	235		800			
Maleisus	2022-23	14	15	9		38	↑ 26.7%	31	↑ 22.6%
	2021-22	6	12	12		30			

\*Mae'r colofnau llwyd yn dangos: cyfartaledd y tair blwyddyn ariannol flaenorol (ar sail y cyfnod adrodd cyfatebol); canran y newid ar sail y gwahaniaeth rhwng y flwyddyn ariannol gyfredol a'r cyfartaledd tair blynedd.

## Narrative

- **2,064** Total False Alarms attended (increase of 9.3%);
- **1,197** Total Fire alarm due to apparatus (increase of 13.0%);
- Fire alarm due to 'apparatus' represented 58% of total False Alarms.

### What we are doing:

- **AFAs in dwellings** - Continue working to keep the most vulnerable safe in communities through targeted Prevention campaigns and working with care providers by installing care line systems. We need to accept this may increase the number of AFAs we attend in dwellings, but each attendance will give us an opportunity to provide further, often bespoke safety advice. We will continue to monitor AFAs in dwellings by:
  - Continue to review the daily incident log by Partnership Managers in the areas to spot any emerging trends and or repeat calls to the same premises;
  - Continue to work with care line providers ensuring call monitoring staff have the appropriate training and review if required e.g. new starters;
  - Continue to provide safety advice when NWFRS attend AFAs in dwellings;
  - Continue to make referrals to external agencies when further specialist support is identified and needed.
- **AFAs in non-residential** - We continue to work with BCUHB to reduce these actuations, and BCUHB have a plan in place to reduce AFAs which we are monitoring;
- **AFAs in 'other residential'** - As above, work is ongoing to support BCUHB to reduce AFA activations in care settings. We are also working with higher education establishments to reduce AFAs through targeted Prevention campaigns.

## 8 Digwyddiadau Gwasanaeth Arbennig



**8.1** Special service incidents increased 37.1% to 960 during the first nine months of 2022/23, compared with 700 in the same period of 2021/22. Road traffic collisions increased 14.2% from 155 to 177, whilst 'Other than RTC' incidents increased 43.7%, from 545 to 783.



Categori	Blwyddyn	Ch.1	Ch.2	Ch.3	Ch.4	Cyfanswm y cyfnod hyd yma	% y newid hyd yma yn ystod y flwyddyn	Cyfartaledd y 3 blynedd flaenorol	% y newid hyd yma yn ystod y flwyddyn / Cyfartaledd y 3 blynedd flaenorol
Cyfanswm yr holl ddigwyddiadau Gwasanaeth Arbennig	2022-23	327	371	262		960	↑ 37.1%	534	↑ 79.8%
	2021-22	152	233	315		700			
Gwrthdrawiadau ar y Ffordd (RTC)	2022-23	53	65	59		177	↑ 14.2%	127	↑ 39.4%
	2021-22	31	56	68		155			
Heblaw Gwrthdrawiadau ar y Ffordd	2022-23	274	306	203		783	↑ 43.7%	407	↑ 92.4%
	2021-22	121	177	247		545			

\*Mae'r colofnau llwyd yn dangos: cyfartaledd y tair blwyddyn ariannol flaenorol (ar sail y cyfnod adrodd cyfatebol); canran y newid ar sail y gwahaniaeth rhwng y flwyddyn ariannol gyfredol a'r cyfartaledd tair blynedd.

## Narrative

**960** special service incidents attended (37.1% increase);

**783** Other than RTC (excl. projects) (increase of 43.7%).

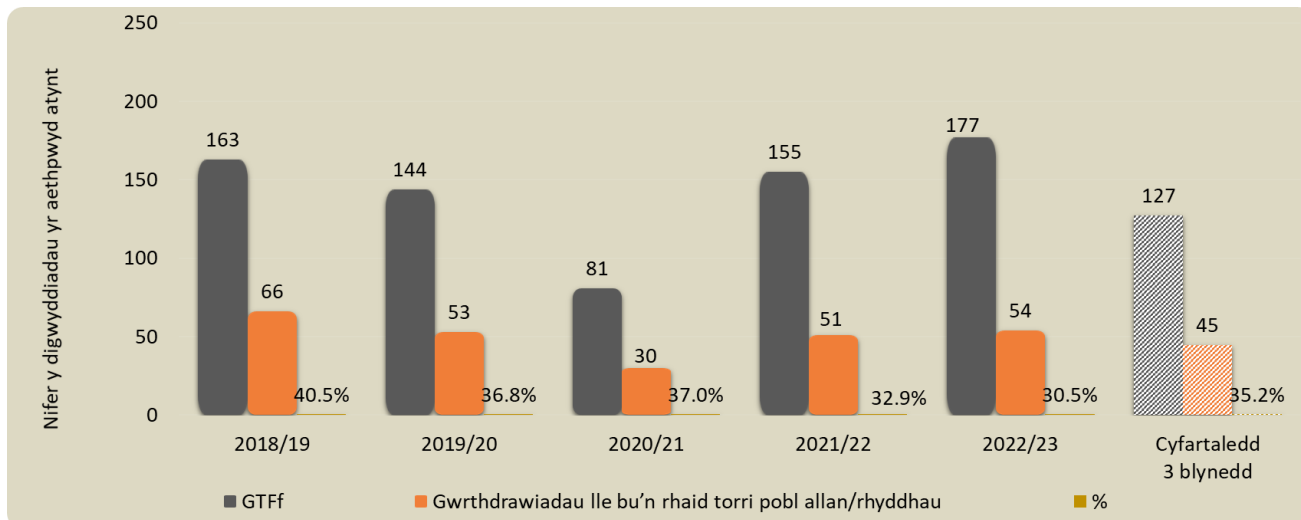
- The reason for NWFRS's increased attendance to SSIs is a result of a conscious decision taken by the organisation to change the approach and be more proactive in responding to requests for assistance which would not typically require a Fire and Rescue Service response. This has resulted in being more visible in the community.
- The number of RTCs attended have increased and are higher than the three-year average. It should be noted that the number of visitors to the area, especially during the summer months, was significant during 2022 (release from all Covid-19 restrictions).
- 'Olivia's Story' continues to be delivered in collaboration with NWP. Over 2,500 young people have now been given the presentation.
- NWFRS is a stakeholder and key participant of the North Wales Road Safety Group, supporting the delivery of interventions where required.





## 9 Gwrthdrawiadau ar y Ffordd a Thynnu'n Rhydd / Rhyddhau

9.1 Out of the 177 road traffic collisions attended in the reporting period, 54 (30.5%) involved the Service using equipment to extricate at least 1 casualty from the vehicle. Whilst 97 incidents resulted in injuries, the majority of casualties sustained only slight injuries.



<b>177</b>	O wrthdrawiadau ar y ffordd
<b>97</b>	O ddigwyddiadau lle'r oedd pobl wedi dioddef anaf
<b>54</b>	O ddigwyddiadau lle bu'n rhaid torri pobl allan / rhyddhau pobl

Difrifoldeb anafiadau *	Nifer o bobl
Archwiliad Rhagofalus	24
Cymorth Cyntaf	17
Man Anafiadau	70
Anafiadau - Difrifol	47
Marwolaethau	8

\*Pan fo anafiadau oherwydd gwrthdrawiadau ar y ffordd ar gael - caiff y rhain eu cofnodi yn y system gofnodi fewnol yn yr un categori ag anafiadau tân

## **Narrative**

**177** RTCs attended, an 14.2% increase from 155;  
**54** (30.5%) involved extrication / release of persons.

Despite the increase in RTCs attended, there is a reduction in the percentage of extrications required by NWFRS crews. The increase in visitor numbers (road traffic) in North Wales during the summer of 2022 is the likely reason for the increase of RTCs.

### **Action taken to reduce the number of road traffic collision:**

- 'Olivia's Story' continues to be delivered in collaboration with NWP. Over 2,500 young people have now been given the presentation;
- NWFRS Prevention staff continue to attend the North Wales Road Safety Group;
- NWFRS, in partnership with WAST and NWP, is part of 'Deadly Impacts' intervention that details the consequences of a road traffic collision (RTC) (death and serious injuries).

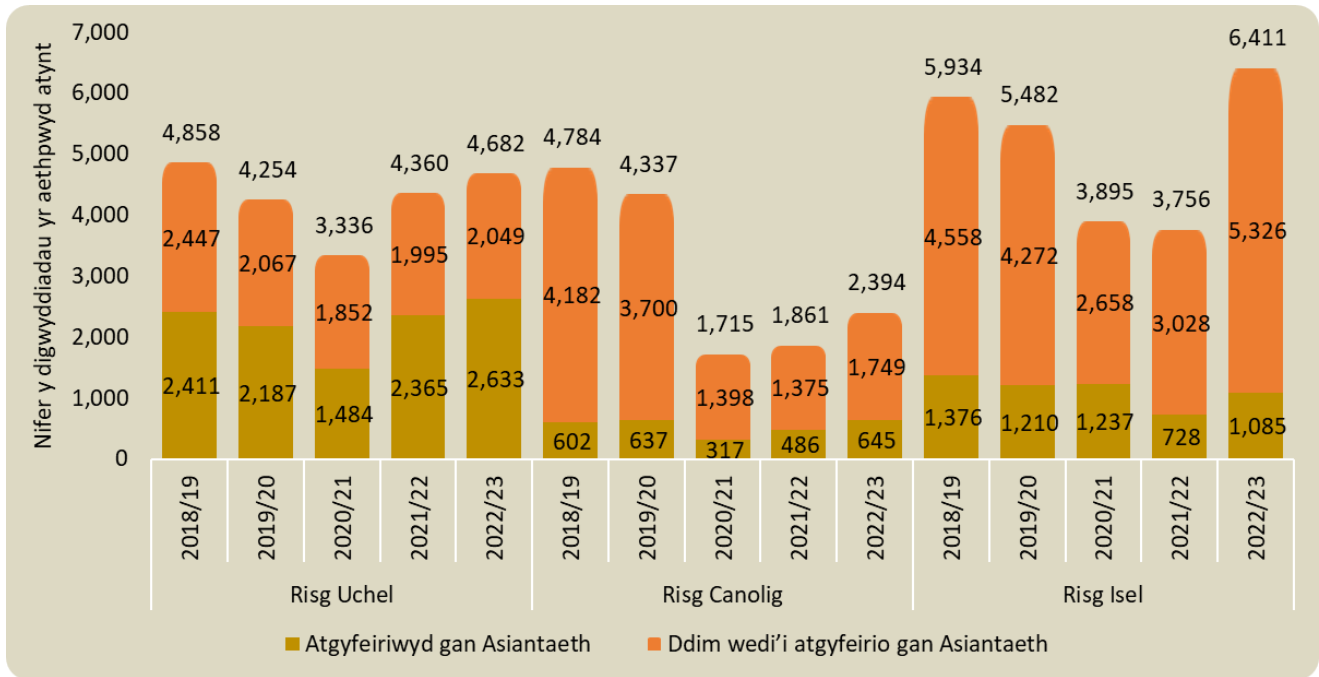
## 10 Monitro yn erbyn Amcan Gwella a Llesiant 1:

1.1 Cefnogi pobl i atal tanau damweiniol mewn cartrefi a chadw'n ddiogel os ydyn nhw'n digwydd.



### 10.1 Archwiliadau Diogel ac Iach

The Service completed 13,487 Safe and Well Checks, of which 4,363 (32.3%) were undertaken in response to a referral from a partner agency.



Categori	Blwyddyn	Ch.1	Ch.2	Ch.3	Ch.4	Cyfanswm y cyfnod hyd yma	% y newid hyd yma yn ystod y flwyddyn	Cyfrataledd y 3 blynedd flaenorol	% y newid hyd yma yn ystod y flwyddyn / cyfrataledd y 3 blynedd flaenorol
% o'r holl Archwiliadau Diogel ac Iach a gynhaliwyd ac a oedd wedi dod drwy atgyfeiriad gan sefydliad partner	2022-23	35%	30%	32%		32%	↓ 4	32%	→ 0
	2021-22	40%	35%	35%		36%			

\*Mae'r colofnau llwyd yn dangos: cyfrataledd y tair blwyddyn ariannol flaenorol (ar sail y cyfnod adrodd cyfatebol); canran y newid ar sail y gwahaniaeth rhwng y flwyddyn ariannol gyfredol a'r cyfrataledd tair blynedd.

## **Narrative**

**13,487** SAWCs completed of which: -

**4,682** (34.7%) referrals were high priority, with 2,633 coming from a partner agency;

**2,394** (17.7%) were Medium Priority SAWCs;

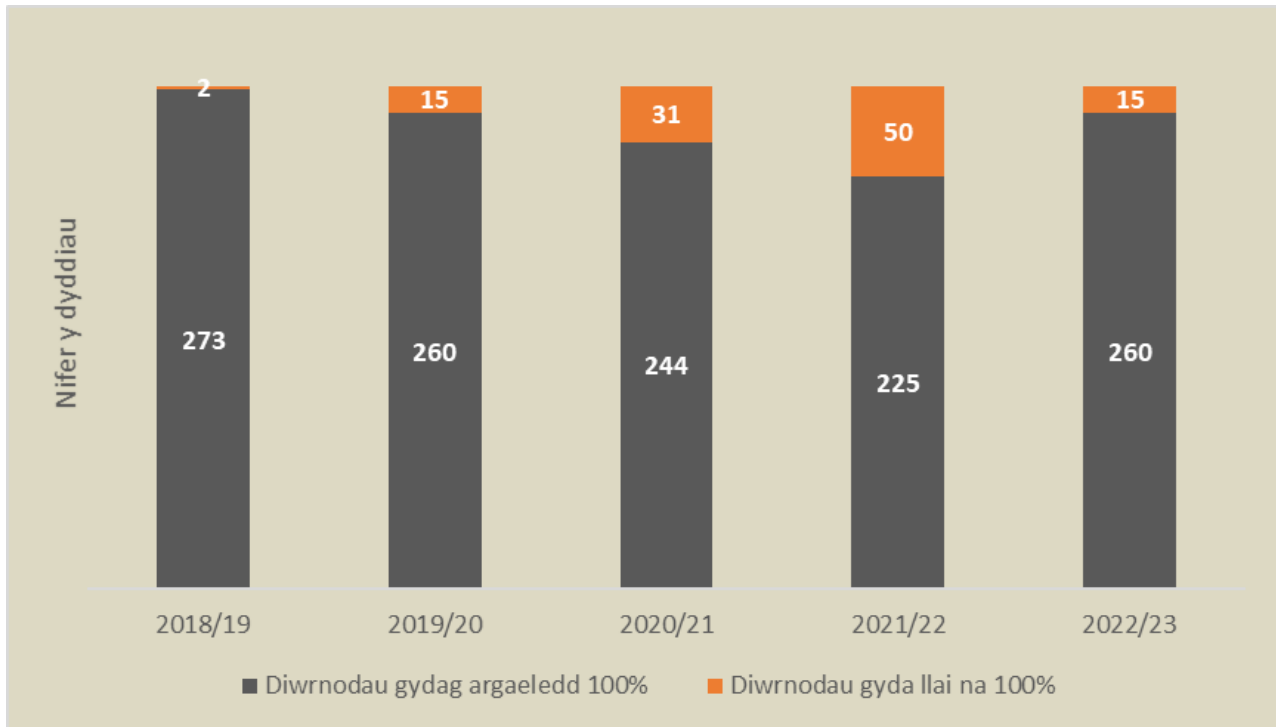
**6,411** (47.6%) were Low Priority SAWCs.

### **Action taken to improve performance & comments:**

- Return to pre Covid-19 SAWC activity following positive re-engagement work with our partner agencies;
- Continue to deliver SAWCs as previously referred to in the report, including via telephone, where appropriate;
- Continue to deliver Prevention campaigns and safety advice in line with our CSG and Corporate Communications campaign calendar;
- Re-engagement of the previous high priority members of the community continues and involves all WT, DC, and WDSR crews;
- Continue to provide bespoke interventions to the most vulnerable in the community;
- The array of interventions issued to occupiers continues to grow, including innovative equipment such as Stove guards.

## 11 Argaeledd Arfaethedig 20 Gorsaf

11.1 From 275 days of the reporting period, the 20-station availability Service standard was achieved on 260 days (94.5%) – a 15.6% increase from the same period in 2021/22 (225 days – 81.8%).



## Geirfa

Tanau	Mae pob tân yn cael ei roi o fewn un o dri chategori, sef prif danau, tanau eilaidd neu danau simnai.
Prif Danau	Dyma danau nad ydynt yn danau simnai, ac sy'n digwydd mewn unrhyw fath o adeilad (ac eithrio adfail), cerbydau, carafanau ac ôl-gerbydau, storfeydd y tu allan, cyfarpar a pheiriannau, eiddo amaethyddol a choedwigoedd, ac adeileddau eraill y tu allan, megis pontydd, blychau postio, twneli ayyb. Mae tanau yn unrhyw le yn brif danau os oes anafusion yno, os oes angen achub neu ddianc, felly hefyd danau yn unrhyw le yr aeth pump neu ragor o beiriannau tân atynt.
Tanau Eilaidd	Tanau eilaidd yw tanau nad ydynt yn danau simnai nac yn brif danau. Nid yw tanau eilaidd yn golygu anafusion, achub neu ddianc, a bydd pedair neu lai o beiriannau tân wedi mynd atynt. Fel arfer, tanau eilaidd yw tanau sy'n digwydd mewn lleoliadau megis tir agored, coed unigol, ffensys, polion telegraff, sbwriel a chynwysyddion sbwriel (ond nid banciau papur, a fyddai'n cael eu hystyried - yn yr un modd ag eiddo amaethyddol neu goedwigoedd - yn brif danau), dodrefn y tu allan, goleuadau traffig ayyb.
Tanau Simnai	Dyma danau mewn adeiladau sydd wedi'u meddiannu, lle mae'r tân wedi ei gyfyngu i'r simnai ei hun, hyd yn oed os oes gwres neu ddifrod oherwydd mwg yn ymestyn y tu hwnt i'r simnai ei hun. Nid yw tanau simnai'n golygu anafusion, achub neu ddianc, a bydd pedair neu lai o beiriannau tân wedi mynd atynt.
Digwyddiadau Gwasanaeth Arbennig	Dyma ddigwyddiadau lle nad oes tân, a lle mae angen peiriant neu swyddog, ac maent yn cynnwys: a) Argyfyngau lleol e.e. llifogydd, digwyddiadau traffig ar y ffyrdd, achub pobl, gwneud sefyllfa 'yn ddiogel' ayyb; b) Trychinebau mawr; c) Digwyddiadau domestig e.e. dŵr yn gollwng, pobl wedi eu cloi i mewn neu allan ayyb; a) ch) Trefniadau o flaen llaw i fynd i ddigwyddiadau, a allai gynnwys darparu cyngor ac archwiliadau.
Galwadau diangen (cyfarwyddyd cyffredinol)	Pan fo'r Gwasanaeth Tân ac Achub yn mynd i leoliad lle credir bod digwyddiad, ond o gyrraedd gwelir nad oes digwyddiad o'r fath yn bodoli neu wedi bodoli. Sylwer: os bydd y peiriant yn cael 'ei droi'n ôl' gan yr Ystafell Reoli cyn cyrraedd y digwyddiad, ni chyfrifir ei fod wedi troi allan, ac nid oes angen adrodd yn ei gylch.
Galwadau diangen – Maleisus	Dyma alwadau a wneir gyda'r bwriad o gael y Gwasanaeth Tân ac Achub i fynd i ddigwyddiad nad yw'n bodoli, gan gynnwys rhai bwriadol a lle amheuir eu bod yn faleisus.
Galwadau diangen – Didwyll	Dyma alwadau a wneir yn ddidwyll pan gredir bod y Gwasanaeth Tân ac Achub yn wir yn mynd at dân neu ddigwyddiad gwasanaeth arbennig.

Galwadau diangen – AFA	Dyma alwadau a ddaw gan larwm mwg ac offer diffodd tân. Maent yn cynnwys larwm yn canu trwy ddamwain neu pan fod larwm yn canu a rhywun yn galw'r Gwasanaeth Tân ac Achub fel mater o drefn oherwydd trefniant sefydlog, h.y. heb 'benderfyniad', er enghraifft gan ganolfan alwadau diogelwch neu rywun wedi ei enwebu o fewn sefydliad.
Adeilad - Cartrefi	Eiddo sy'n fan preswyl, h.y. wedi'i feddiannu gan aelwydydd, ac eithrio gwestai, hostel a strwythurau di-barhaol preswyl.
Adeilad - Amhreswyl	Eiddo megis ysbytai, swyddfeydd, siopau, ffatrioedd, warysau, bwytai, sinemâu, adeiladau cyhoeddus, adeiladau crefyddol, adeiladau amaethyddol, gorsafoedd rheilffordd, siediau, carchardai.
Adeilad - Preswyl Arall	Eiddo fel gwestai, gwestai a sefydliadau preswyl busnesau gwely a brecwast, Cartrefi Nyrsio/gofal, neuaddau preswyl myfyrwyr.
Cerbyd (Ffordd a Thrafnidiaeth Arall)	Cerbyd ffordd, cerbyd rheilffordd, awyrennau, cwch.
Awyr agored	Caeau, glaswellfir, coetir, cynwysyddion sbwriel, blychau post.
Wildfires	A grassland, woodland and crop fire where the incident was attended by 4 or more vehicles, or the Service was in attendance for 6 hours or more, or where there was an estimated fire damage area of over 10,000 square meters.